



FEEL



FEEL


CUSTOMIZING

1. Choose combination.
2. Choose upholstery.
3. Choose details: sitting comfort, functions and extras.
4. Choose legs.

FRAME CONSTRUCTION

Individually bench-made by Scandinavian craftsmen.
 Seat Frame constructed of select SOLID SPRUCE with finger joints and no-zag springs (at least four per seat).
 Back parts constructed with Mortise & Tenon design for extraordinary durability.
 Exterior sides and back fully padded.

LEG 126/15 COLOR OPTIONS



COMFORT

Soft

LEGS

Standard leg model: 227/15, metal, painted black (optional: chrome).
 Optional leg model: 126/15

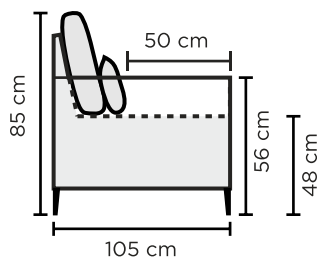
UPHOLSTERY

Fabric or leather
 Combination

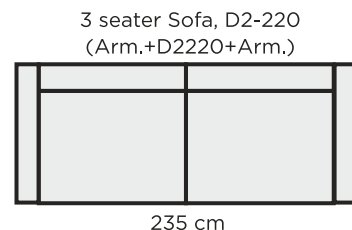
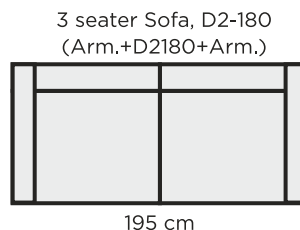
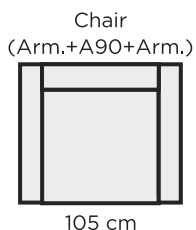
EXTRA

Bold stitching A (white) or B (black).
 USB charging port.

MEASURES



SOFAS



MODUL PARTS

